

UDC 543.637.2:547.835

**O. Svechnikova<sup>1</sup>, S. Kolisnyk<sup>2</sup>**<sup>1</sup>Kharkiv National pedagogical university named after G. S. Skovoroda, Kharkiv, Ukraine<sup>2</sup>National university of pharmacy, Kharkiv, Ukraine**THE REACTIVITY OF SUBSTITUTED 9-AMINOACRIDINES****Annotation**

The reactivity of substituted 9-aminoacridines has been studied in reversible conditions by the method of potentiometric titration in the binary ethanol-water solvent at 298 K. The influence of the electronic nature and position of substituents in the molecule of 9-aminoacridine on the basicity of these compounds has been analyzed. Within the principle of linearity of free energies the unified correlation equation for all members of homologous series (except 4-OCH<sub>3</sub>) describing the relationship of pK<sub>BH<sup>+</sup></sub> with the Hammett σ-constants with convincing statistical characteristics has been determined. This equation is of great importance for the molecular design of active pharmacophores in this homological series.

**Keywords:** reactivity, design, substituted 9-aminoacridines, synthesis.

**Introduction**

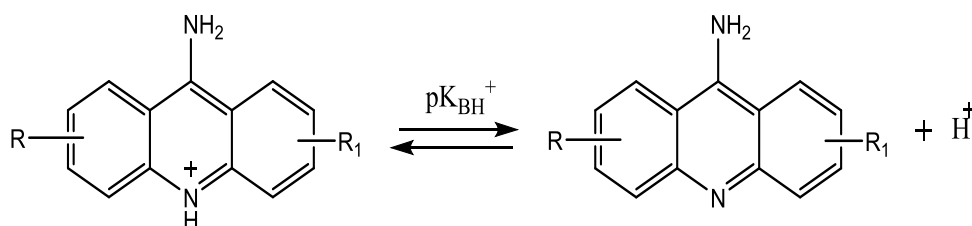
Derivatives of 9-aminoacridine have a wide range of the pharmacological activity [1,2], which depends on their reactivity [3,4]. Therefore, to create drugs with the expected high therapeutic effect the reactivity of this series has been investigated for the first time in reversible conditions by studying the process of ionization of acids conjugated with substituted 9-aminoacridines. At the same time, this study has allowed to quantify the sensitivity of the heterocycle to the effect of substituents with different electronic nature. Therefore, the work is of undoubted scientific and practical interest.

**PURPOSE OF THE STUDY**

To study the reactivity of 9-aminoacridine derivatives having a wide range of pharmacological activity.

**MATERIALS AND METHODS**

The acid-base equilibrium has been studied:



where R = H; 6-NO<sub>2</sub>; 6-Cl, 7-NO<sub>2</sub>

R<sub>1</sub> = H; 2-CH<sub>3</sub>; 4-CH<sub>3</sub>; 1,3-(CH<sub>3</sub>)<sub>2</sub>; 2,3-(CH<sub>3</sub>)<sub>2</sub>; 2,4-(CH<sub>3</sub>)<sub>2</sub>; 1-OCH<sub>3</sub>; 2-OCH<sub>3</sub>; 3-OCH<sub>3</sub>; 4-OCH<sub>3</sub>; 2-Cl

The ionization constants have been determined by the method of potentiometric titration in the binary ethanol-water solvent (50 mole % of ethanol) at 298<sup>0</sup>K.

The study of acid-base equilibria was conducted in accordance with the method [5] on an EV-74 ionomer using a glass electrode (ESP-43-074) and a silver-silver chloride electrode (EVL-1M) at the temperature of 25<sup>0</sup>C. The titrant was 0.01 M aqueous solution of HCl. The concentration of the solutions to be titrated was 0.001 M. Titration of each substance was performed in triplicates. Assessment of the accuracy of the results obtained was carried out by methods of mathematical microstatistics (the confidence interval was 0.95) [6].

To prepare the binary solvent a bidistillate, which was free of CO<sub>2</sub>, and ethanol were used.

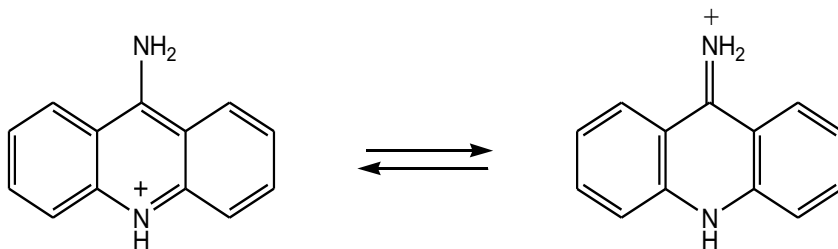
## ТӘЖІРИБЕЛІК МЕДИЦИНА МӘСЕЛЕЛЕРІ

The synthesis of 9-aminoacridine derivatives was carried out by the method [7], their physicochemical parameters coincide with the literature data.

### RESULTS AND DISCUSSION

Protonization in the study occurs only on the heterocyclic nitrogen [8]. It has been confirmed by our experimental data: mathematical tests of the  $\text{pH} - f(V_{\text{HCl}})$  experimental curves have not been revealed the second point of inflection.

The results obtained show that the presence of the 9-NH<sub>2</sub> – group in the molecule increases its basicity by five orders ( $\text{pK}_{\text{BH}^+}$  of acridine is 4.12) [9] due to the fact that the cation of 9-aminoacridinium is stabilized by conjugation that is absent in the neutral molecule:



However, appearance of the NH<sub>2</sub> – group in positions 1, 2, 4 of the acridine molecule when the resonance stabilization of the corresponding cations is impossible causes only a slight increase in the basicity ( $\Delta\text{pK}_{\text{BH}^+} \approx 0.2$ ) [9].

It is interesting to note that the relative change of the basicity of 4-aminobenzo(g)quinoline compared to benzo(g)quinoline is the same ( $\Delta\text{pK}_{\text{BH}^+} = 4.1$ ) as in our study due to resonance stabilization of 4-amino(g)quinolium [9].

Introduction of electron-donor groups increases the basicity of the molecule of 9-aminoacridine (Table 1) due to the increased electron density on the reaction center. Acceptor substituents have the opposite effect.

Within the principle of linearity of free energies (LFE) the quantitative relationships  $\text{pK}_{\text{BH}^+}$  with the Hammett  $\sigma$ -constants were determined by the method of correlation analysis.

For substituted 9-aminoacridines (Table 1, series 1):

$$\text{pK}_{\text{BH}^+} = (9.35 \pm 0.01) - (0.83 \pm 0.03) \cdot \sigma \quad (1)$$

$n = 4 \quad r = 0.997 \quad s = 0.003$

For substituted 6-nitro-9-aminoacridines (Table 1, series 2):

$$\text{pK}_{\text{BH}^+} = (8.98 \pm 0.01) - (0.79 \pm 0.03) \cdot \sigma \quad (2)$$

$n = 7 \quad r = 0.996 \quad s = 0.008$

For substituted 6-chloro-7-nitro-9-aminoacridines (Table 1, series 3):

$$\text{pK}_{\text{BH}^+} = (8.83 \pm 0.08) - (0.15 \pm 0.11) \cdot \sigma \quad (3)$$

$n = 8 \quad r = 0.286 \quad s = 0.082$

Equation (3) is statistically insignificant. The  $\text{pK}_{\text{BH}^+}$  for 4-OCH<sub>3</sub>-substituent is out of the correlation (Fig.); it is possibly due to the presence of the hydrogen bond between the oxygen atom of the methoxy group and the reaction center of the molecule. Similar data are available in the literature [10]. Elimination of  $\text{pK}_{\text{BH}^+}$  of this compound from the correlation allows obtaining the equation with statistically significant characteristics:

(Table 1, series 3, without 4-OCH<sub>3</sub>-substituent)

$$\text{pK}_{\text{BH}^+} = (8.98 \pm 0.01) - (0.79 \pm 0.03) \cdot \sigma \quad (4)$$

$n = 7 \quad r = 0.986 \quad s = 0.014$

The reaction constant  $\rho$  within the error of the experiment (equations 1,2,4) is the same. The correlation for all substituted 9-aminoacridines studied (excluding 4-OCH<sub>3</sub>-substituent) was performed, and the unified correlation equation with convincing statistical characteristics was obtained:

$$\text{pK}_{\text{BH}^+} = (9.35 \pm 0.02) - (0.80 \pm 0.05) \cdot \sigma \quad (5)$$

$n = 18 \quad r = 0.994 \quad s = 0.027$

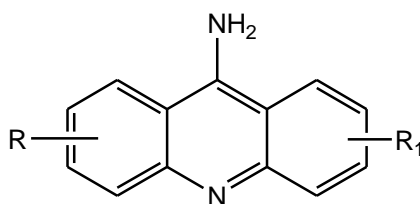
## ТӘЖІРИБЕЛІК МЕДИЦИНА МӘСЕЛЕЛЕРІ

It follows from equation (5) that the sensitivity of the reaction center of the molecule of 9-aminoacridine to the effect of substituents is insignificant. It is interesting to note that within the error of the experiment the value of the reaction constant  $\rho$  for these compounds coincides with  $\rho$  for substituted 9-chloroacridine [10].

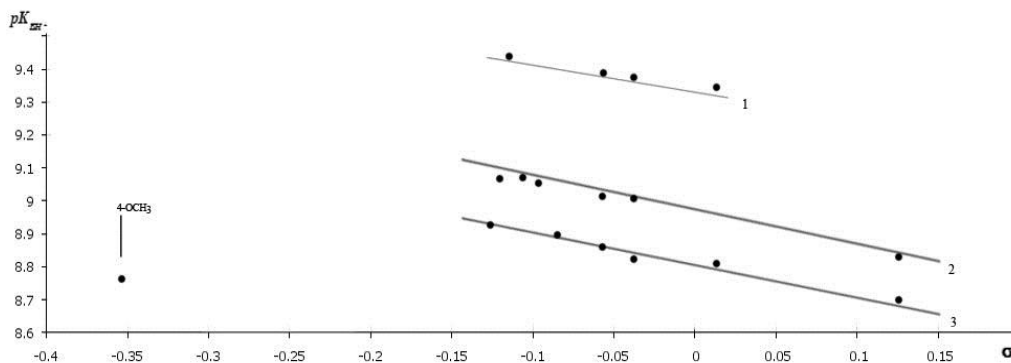
The data obtained allow to analyze the effects of condensation on the sensitivity of the reaction center (heterocyclic nitrogen). The high value  $\rho = 5.92$  for substituted 4-aminopyridine shows a strong interaction between the substituent and the positive nitrogen atom [11]; for substituted 9-aminoquinoline the value  $\rho$  decreases to 5.40 [11] despite the fact that the change of substituents occurs in the pyridinium fragment of the molecule. Further annelation to 9-aminoacridine leads to a great decrease in the sensitivity of the reaction center ( $\rho = 0.80$ ) due to the considerable distance of

This equation (5) allows predict the acid-base properties of various substituted 9-aminoacridines; it is of great importance for the molecular design of active pharmacophores in this homological series.

Table 1 - The ionization constants ( $pK_{BH^+}$ ) of acids conjugated with substituted 9-aminoacridines



Series No.	R	R <sub>1</sub>	$pK_{BH^+}$
1	H	H	9,35±0,03
	H	2-CH <sub>3</sub>	9,40±0,02
	H	4-CH <sub>3</sub>	9,38±0,04
	H	2-OCH <sub>3</sub>	9,44±0,03
2	6-NO <sub>2</sub>	2-Cl	8,84±0,04
	6-NO <sub>2</sub>	2-CH <sub>3</sub>	9,03±0,04
	6-NO <sub>2</sub>	4-CH <sub>3</sub>	9,01±0,02
	6-NO <sub>2</sub>	1-OCH <sub>3</sub>	9,08±0,03
	6-NO <sub>2</sub>	3-OCH <sub>3</sub>	9,07±0,03
	6-NO <sub>2</sub>	1,3-(CH <sub>3</sub> ) <sub>2</sub>	9,06±0,02
	6-NO <sub>2</sub>	2,3-(CH <sub>3</sub> ) <sub>2</sub>	9,06±0,04
3	6-Cl,7-NO <sub>2</sub>	H	8,82±0,03
	6-Cl,7-NO <sub>2</sub>	2-CH <sub>3</sub>	8,87±0,04
	6-Cl,7-NO <sub>2</sub>	4-CH <sub>3</sub>	8,83±0,04
	6-Cl,7-NO <sub>2</sub>	2-OCH <sub>3</sub>	8,91±0,04
	6-Cl,7-NO <sub>2</sub>	4-OCH <sub>3</sub>	8,78±0,02
	6-Cl,7-NO <sub>2</sub>	2,3-(CH <sub>3</sub> ) <sub>2</sub>	8,91±0,03
	6-Cl,7-NO <sub>2</sub>	2,4-(CH <sub>3</sub> ) <sub>2</sub>	8,94±0,05
	6-Cl,7-NO <sub>2</sub>	2-Cl	8,70±0,02



Picture 1 - The dependence of  $pK_{BH^+}$  for substituted 9-aminoacridines (1 – series 1, 2 – series 2, 3 – series 3).

### CONCLUSIONS

1. The reactivity of substituted 9-aminoacridines has been studied in reversible conditions.
2. The ionization constants of the corresponding conjugate acids ( $pK_{BH^+}$ ) have been determined for 19 compounds by the method of potentiometric titration in the binary ethanol-water solvent at 298 K.
3. The influence of the electronic nature and position of substituents in the molecule of 9-aminoacridine on the basicity of these compounds has been analyzed. The electron donating substituents have been shown to increase their basicity, and the acceptor ones weaken it.
4. Within the principle of linearity of free energies the unified correlation equation for all members of homologous series (except 4-OCH<sub>3</sub>) describing the relationship of  $pK_{BH^+}$  with the Hammett  $\sigma$ -constants with convincing statistical characteristics has been determined.
5. This equation allows to predict the acid-base properties of various substituted 9-aminoacridines; it is of great importance for the molecular design of active pharmacophores in this homological series.

### REFERENCES

1. Синтез і вивчення протатопротекторної дії похідних 4Н-піридо[4',3':5,6]пірано[2,3-d]піримідинів / І.О. Журавель, С.А. Гращенкова, Л.В. Яковлева и др. // Журнал орган. та фармац. хімії. – 2006. – Т. 4, вип. 3 (15). – С. 25-30.
2. Synthesis and Anticancer Activity of Some New Derivatives of Coumarin and Quinolinyl Mercaptotriazoles/ Mona A. Hosny, Hyam A. Radwan, and Emtithal A. //El-Sawi E-Journal of Chemistry. – 2012. – Vol. 9 (4). – P. 1737-1745/ <http://www.ejchem.net>.
3. Потенциал производных 4Н-пиридо[4',3':5,6]пирано[2,3-d]пиридина на пути преодоления распространения антибиотикорезистентности / О. Н. Щербак, И. Д. Андреева, В. В. Казмирчук, В. Ю. Евсюкова // Клиническая микробиология и антимикробная химиотерапия. – 2011. – Т. 13. № 2. – Прил. 1. – С. 393.
4. Antimicrobial activity of synthetic derivates of condensed heterocyclic compounds with pyridine fragment /Evsukova V.Y., Andreieva I.D.,Kazmirchuk V.V. et al. //Annals of Mechnikov Institute. - 2009. – № 1. - P. 14 – 18.
5. Антифунгальна активність нових похідних 4Н-піридо[4',3':5,6]пірано[2,3-d]піримідину / Щербак О.М., Андреева І. Д., Казмірчук В. В., Лошко Г. О. // Медична наука і клінічна практика на Харківщині: минуле, сьогодення, майбутнє, присвячена 150 річчю Харківського медичного товариства: матеріали науково-практичної конференції – 20 жовтня 2011р – Харків, 2011. – С. 206.
6. Ruhnke M. Antifungal stewardship in invasive Candida infections // Clin. Microbiol. Infect. – 2014. – V.20, Iss. 6. – P. 11–18.
7. Євсюкова В.Ю. Перспективи 7-азакумаринів у подоланні антибіокорезистентності при нозокоміальних грибкових інфекціях // Харківська хірургічна школа. – 2010. - № 4. - С. 95 – 98.

8. Євсюкова В.Ю., Андреева І.Д., Казмирчук В.В. Антифунгальна активність похідних 7-азакумаринів // Вісник проблем біології і медицини. – 2010. - № 2 . - С. 156 – 159.

9. Synthesis, characterization and antimicrobial activity of 4-amino-1-alkyl pyridinium salts A. Pangoan • P. Venkatesan • M. Sundararaman • R. Rajesh Kumar // Med Chem Res. – 2012. – Vol. 21. – P. 694–702/ DOI 10.1007/s00044-011-9578-4.

10. Свечникова Е.Н. Кислотно-основные свойства замещенных 9-хлоракридинов // Журн. общ. химии. – 2003. – Т. 71 (133), вып. 5. – С. 848 – 849.

11. Cleveland A.A., Farley M.M., Harrison L.H. Changes in incidence and antifungal drug resistance in candidemia: results from population-based laboratory surveillance in Atlanta and Baltimore, 2008–2011 // Clin. Infect. Dis. – 2012. – Vol. 55, Iss. 10. – P. 1352–1361.

---

### РЕЗЮМЕ

**Свечникова Е.Н.<sup>1</sup>, Колесник С.В.<sup>2</sup>**

<sup>1</sup>Харьковский Национальный педагогический университет  
им. Г.С. Сковороды, Харьков, Украина

<sup>2</sup>Национальный фармацевтический университет, Харьков, Украина

### РЕАКЦИОННАЯ СПОСОБНОСТЬ ЗАМЕЩЕННЫХ 9-АМИНОАКРИДИНОВ

Исследована реакционная способность замещенных 9-аминоакридина в обратимых условиях методом потенциометрического титрования в бинарном растворителе этанол-вода, при 298 К. Проанализировано влияние электронной природы и положения заместителей в молекуле 9-аминоакридина на основность этих соединений. В рамках принципа линейности свободных энергий получено единое корреляционное уравнение для всех членов гомологического ряда (за исключением 4-ОСН<sub>3</sub>), описывающее связь  $pK_{BH^+}$  с  $\sigma$ -константами Гаммета, с убедительными статистическими характеристиками. Это уравнение имеет большое значение для молекулярного дизайна активных фармакофоров в этом гомологическом ряду.

### ТУЙІН

**Свечникова Е.Н.<sup>1</sup>, Колесник С.В.<sup>2</sup>**

<sup>1</sup> Г.С. Сковороды атындағы Харьков Ұлттық педагогикалық университеті, Харьков қ.,  
Украина

<sup>2</sup>Ұлттық фармацевтикалық университет, Харьков қ., Украина

### 9-АМИНОАКРИДИННІҢ ОРЫН БАСУ РЕАКЦИЯСЫНА ТҮСУ ҚАБІЛЕТТІЛІГІ

9-аминоакридиннің 298 К этанол-су бинарлы еріткіштерінде потенциометриялық титрлеу әдісімен орын басу реакциясына түсу қабілеттілігі зерттелді. 9-аминоакридиннің молекуласындағы негізгі қосылыстарғы электронды табиғи және орын басу орнының әсер ету талдамасы жасалынды.  $pK_{BH^+}$   $\sigma$ -Гаммета константалымен қарым-қатынасын бейнелейтін айқын статистикалық сипаттамаларымен Еркін сызықтық энергияның принципі аясында гомологиялық қатар мүшелерінің барлығына (4-ОСН<sub>3</sub> қоспағанда) бірінғай корреляциялық теңдеу алынды. Осы гомологиялық қатар белсенді фармакофор молекуласынның дизайны үшін маңызы зор болып табылады.

---